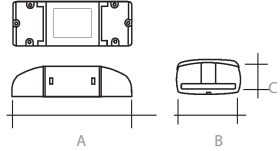


13 Watt
 $\lambda \geq 0,60$
SELV
IP 20
CE
EMC
M
M
F
ta -10° ÷ +40°C

45 mm

- DALI Dimmable
- Push Button Dimmable
- 1-10V Dimmable



Alimentatore LED dimmerabile DALI & Push - 1-10V

- Alimentatore indipendente - IP20 - Classe II di isolamento
- A40PDCVD000B: DALI o Pulsante sul lato primario - 12 o 24VDC
- A40PDCV1000B: 1-10V - 24VDC
- Protezione autoripristinante contro le sovratemperature, contro il circuito aperto ed i corto-circuiti sul secondario.
- Alimentazione: 110V ÷ 240V/AC - Uscita stabilizzata

Dimmable LED Driver DALI & Push - 1-10V

- Driver for independent mounting - IP20 - Insulation class II
- A40PDCVD000B: DALI or Push-Button on the primary side - 12 o 24VDC
- A40PDCV1000B: 1-10V - 24VDC
- Self-resetting protection against overtemperatures, open circuit and against output short circuits
- Input voltage: 110V ÷ 240V/AC - Steady output

Dimmbarer LED-Treiber DALI & Push - 1-10V

- Unabhängiger Treiber IP20 Isolationsklasse II
- A40PDCVD000B: DALI oder Taster auf der Primärseite - 12 o 24VDC
- A40PDCV1000B: 1-10V - 24VDC
- Schutz gegen Hochtemperaturen, gegen ungeschlossenen

Stromkreis und Kurzschlüsse auf der Sekundärseite (Wiederherstellung automatisch)

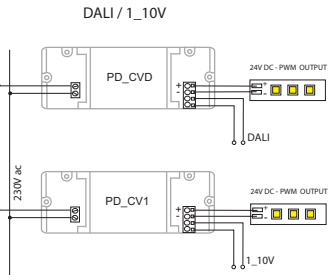
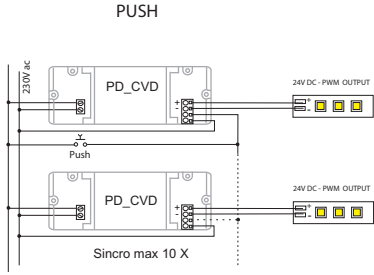
- Speisung: 110V ÷ 240V/AC - Stabilisierter Ausgang

Alimentation LED graduable DALI & Push - 1-10V

- Alimentation indépendante - IP20 - Classe II d'isolation
- A40PDCVD000B: DALI ou bouton-poussoir sur le primaire - 12 o 24VDC
- A40PDCV1000B: 1-10V - 24VDC
- Protection à rétablissement automatique contre les surchauffes, contre le circuit ouvert et les courts-circuits sur le secondaire
- Alimentation: 110V ÷ 240V/AC - Sortie stabilisée

Controlador (Driver) Led con regulacion DALI y pulsador - 1-10V

- Convertidor independiente - IP20 - Clase II
- A40PDCVD000B: DALI o Pulsador en el lado primario - 12 o 24VDC
- A40PDCV1000B: 1-10V - 24VDC
- Protección con restablecimiento automático contra los sobrecalentamientos, contra el circuito abierto y los cortocircuitos en secundario
- Tensión de entrada: 110V ÷ 240V/AC - Salida constante



Part number	OUTPUT@230V			OUTPUT@110V Watt	Dimensions A x B x C
	V	I Max	Watt		
A40PDCVD000B	24V	0,58A	13W	10W	138 x 40 x 28,5
A40PDCVD120B	12V	1,08A	13W	10W	138 x 40 x 28,5
A40PDCV1000B	24V	0,58A	13W	10W	138 x 40 x 28,5

